

Hartmetallwerkzeuge zum Innendrehen kleiner Dimensionen **System Tip Bar**

Outils en carbure p. le tournage intérieur de dimensions minces **System Tip Bar**

Carbide tools for internal turning of micro dimensions **System Tip Bar**



Vorteile

- Ausgezeichnete Spanabfuhr wegen der flachen, ebenen Konstruktion des Schneideinsatzes
- aussergewöhnliche Feinstbearbeitung, ohne Oberflächenverletzung, Riefen

Avantages

- très bonne évacuation des copeaux à cause de la géométrie plate des burins très bonne qualité
- d'usinage, excellent état de surface

Advantages

- excellent chip evacuation due to complete flat top face of insert
- superior finishing without chips scratching or biting

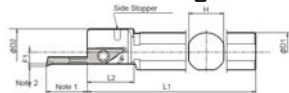
3741..

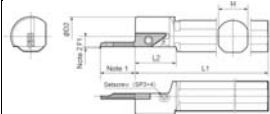





Halter für Tip-Bar-Innendrehesystem AR mit rundem Schaft

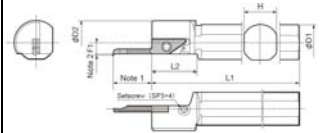
Porte-burin pour système Tip Bar pour le tournage intérieur à tige ronde

Insert holder for Tip-Bar-carbide inserts with round shank

374100..



Beschreibung Désignation Description	Art.Nr./no.cde. order no	Dimension [mm]						Ersatzteile, pièces de rechange, spare parts				
		D1	D2	H	L1	L2	F1	Sp.-Schraube Vice de serr. Clamp screw	Schlüssel vice Wrench	Anschl.-Schraube vice p. arrêt screw stopper	Setz-Schraube vice p. poser Setscrew	Schlüssel vice wrench
												
S12F-SVNR12N	374110.050	12	20	11	80	23	4	SB-3080TR	FT-10		SP3X4	3.74110215
S14G-SVNR12N	374110.100	14	20	13	90	23	4					
S16H-SVNR12N	374110.150	16	24	15	100	23	6					
S20H-SVNR12N	374110.200	20	24	18	100	24	6					







Mit rechteckigem Schaft

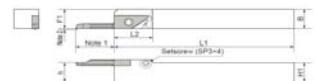
À tige rectangulaire

With rectangular shank

374110..



Beschreibung Désignation Description	Art.Nr./no.cde. order no	Dimension [mm]						Ersatzteile, pièces de rechange, spare parts		
		H1=h	B	L1	L2	F1	F3	Sp.-Schraube Vice de serr. Clamp screw	Schlüssel vice Wrench	Setz-Schraube vice p. poser Setscrew
										
SVNR 1010H-12N	374112.050	10	10	100	22	10	-	SB-3080TR	FT-10	SP3X4
SVNR 1212K-12N	374112.100	12	12	125	22	16	-			
SVNR 1616K-12N	374112.150	16	16	125	22	16	-			
SVNR 2020K-12N	374112.200	20	20	125	22	20	-			
SVNR 2525M-12N	374112.250	25	25	150	22	25	-			



VNB../VNB-S

Innendrehen

VNB../VNB-S

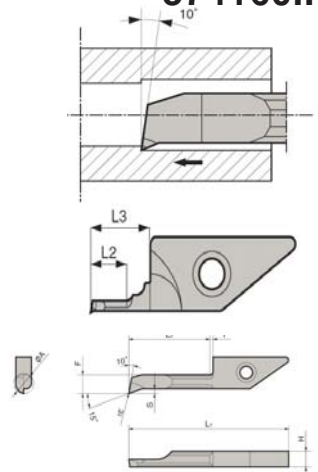
Tournage intérieur

VNB../VNB-S

Boring

374160..

Beschreibung Désignation Description	Art.Nr./no.cde. order no	Dimension [mm]										Hartmetall/métal dur/ grades		
		Min.Dreh- ϕ ϕ min.tourn.										PVD-besch revêtue PVD	unbeschicht pas revêtue	
		Min.bore ϕ ϕA [mm]	H	L1	L2	L3	F	S	re			PR930	KW10	
VNBR	0105-0055	374160.105005	1.0	3.9	26.5	5	7	0.9	0.2	0.05			●	
	0206-02	374160.20602	2.0	3.9	26.5	6	-	1.8	0.3	0.20			●	
	0311-02	374160.31102	3.0	3.9	30.8	11	-	2.6	0.4	0.20			●	
	0411-02	374160.41102	4.0	3.9	30.8	11	-	3.5	0.5	0.20			●	
	0420-02S	374160.42002	4.0	3.9	39.8	20	-	3.5	0.5	0.20			●	
	0511-02	374160.51102	5.0	3.9	30.8	11	-	4.5	0.7	0.20			●	
	0630-02	374160.63002	6.0	3.9	49.8	30	-	5.3	1	0.20			●	3.74160215

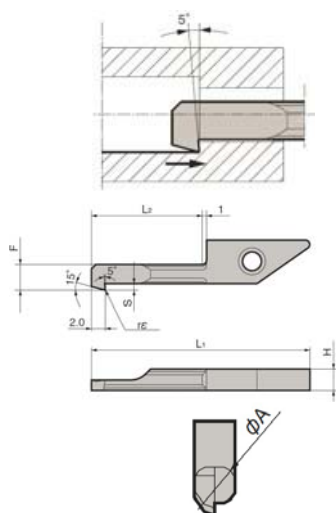


374165.. 

Rückwärtsinnendrehen

Micro-alésage inverse

Backboring



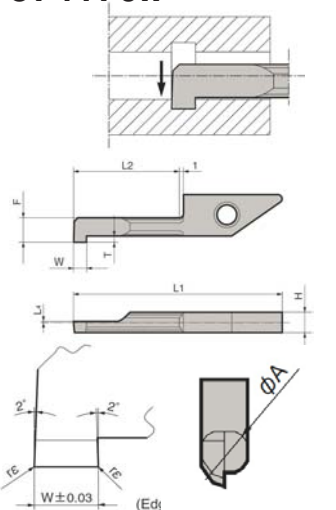
Beschreibung Désignation Description	Art.Nr./no.cde. order no	Dimension [mm]										Hartmetall/métal dur/ grades				
		Min.Dreh- ϕ ϕ min.tourn.											PVD-besch revêtue PVD	unbeschichtet pas revêtue		
		Min.bore ϕ ϕA [mm]	H	L1	L2	L3	F	S	re							
VNBTR	0411-003	374165.0411003	4.0	3.9	30.8	11	-	3.6	1.0	0.03					PR930	KW10
	0420-003	374165.0420003	4.0	3.9	39.8	20	-	3.6	1.0	0.03						
	0511-003	374165.0511003	5.0	3.9	30.8	11	-	4.6	1.3	0.03						
	0520-003	374165.0520003	5.0	3.9	39.8	20	-	4.6	1.3	0.03						
	0411-01	374165.041101	4.0	3.9	30.8	11	-	3.6	1.0	0.1						
	0420-01	374165.042001	4.0	3.9	39.8	20	-	3.6	1.0	0.1						
	0511-01	374165.051101	5.0	3.9	30.8	11	-	4.6	1.3	0.1						
	0520-01	374165.052001	5.0	3.9	39.8	20	-	4.6	1.3	0.1						3.74165215

374170..

Micro-Inneneinstechen

Micro rainurage interne

Micro internal grooving



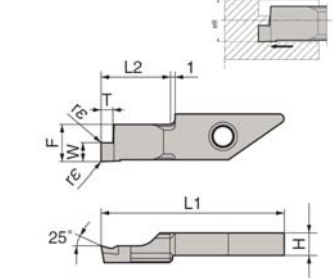
Beschreibung Désignation Description	Art.Nr./no.cde. order no	Dimension [mm]										Hartmetall/métal dur/ grades				
		Min.Dreh- ϕ ϕ min.tourn.										PVD-besch revêtue PVD	unbeschichtet pas revêtue			
		Min.bore ϕ ϕA [mm]	W	re	L2	L1	L4	F	T							
VNGR	0410-11	374170.041011	4.0	1.0	0.05	11	30.8	0.1	3.5	0.8					PR930	KW10
	0420-11	374170.042011	4.0	2.0	0.10	11	30.8	0.1	3.5	0.8						
	0510-11	374170.051011	5.0	1.0	0.05	11	30.8	0.1	4.4	1.0						
	0520-11	374170.052011	5.0	2.0	0.10	11	30.8	0.1	4.4	1.0						
	0610-20	374170.061020	6.0	1.0	0.05	20	39.8	0.3	5.2	1.8						
	0620-20	374170.062020	6.0	2.0	0.10	20	39.8	0.3	5.2	1.8						
	0710-20	374170.071020	7.0	1.0	0.05	20	39.8	0.3	6.2	2.0						
	0720-20	374170.072020	7.0	2.0	0.10	20	39.8	0.3	6.2	2.0						

374175..

Axial-Einstechen

p. gorges frontales

Face grooving



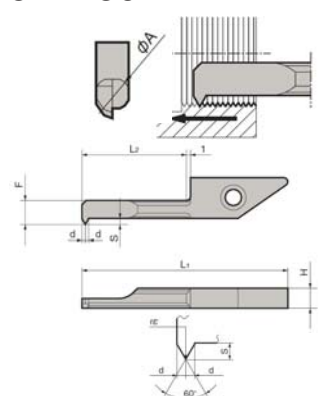
Beschreibung Désignation	Art.Nr./no.cde. order no	Dimension [mm]										Hartmetall/métal dur/ grades				
		Min.Dreh- ϕ ϕ min.tourn.										PVD-besch revêtue PVD	unbeschichtet pas revêtue			
		ϕA [mm]	W ± 0.03	re	H	L1	L2	F	T							
VNFR	0810-10	374175.081010	8.0	∞	1.0	0.05	3.9	29.6	10	7.30	2.00					
	0820-10	374175.082010	8.0	∞	2.0	0.05	3.9	29.6	10	7.30	2.00					
	0830-10	374170.083010	8.0	∞	3.0	0.05	3.9	29.6	10	7.30	3.00					

374180..

Micro-innengewinde-drehen

Micro filletage intérieur

Face grooving



Beschreibung Désignation	Art.Nr./no.cde. order no	Dimension [mm]										Hartmetall/métal dur/ grades				
		Min.Dreh- ϕ ϕ min.tourn.										PVD-besch revêtue PVD	unbeschichtet pas revêtue			
		ϕA [mm]	H	L1	L2	F	S	d	re							
VNTR	045-11	374180.04511	45	39	308	11	36	13	060	005					PR930	KW10
	060-11	374180.06011	60	39	308	11	46	16	080	005						

Das System für hohe Bearbeitungsgenauigkeit
Sytem Tip Bar Kit 2
 zum Innendrehen, Rückwärts-Innendrehen, Stechen, Axialstechen & Gewindefschneiden

le système pour une grande précision de tournage
Le système Tip Bar Kit 2
 p. tournage intérieur, alésage inverse, rainurage, gorges frontals & micro filetage

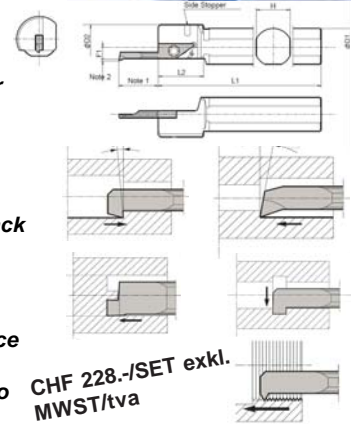
Tool system for a high precision in turning
The system Tip Bar Kit 2
 for internal turning, back-turning, internal grooving, face grooving & micro threading



- S16H-SVNR12N *Standardhalter rund mit Einspannflächen*
- VNBR0411-02PR930 *zum Innendrehen*
- VNBTR0411-01PR930 *zum Rückwärts-Innendrehen*
- VNGR0420-11PR930 *zum Micro Innen-Einstecken*
- VNFR0820-10PR930 *z. Axial-Einstecken*
- VNTR045-11PR930 *z. Micro-Innengewindedrehen*
- Hartmetallsorte PR930

- S16H-SVNR12N *porte-plaquette standard ronde*
- VNBR0411-02PR930 *p. tournage intérieur*
- VNBTR0411-01PR930 *p. alésage inverse*
- VNGR0420-11PR930 *p. micro rainurage interne*
- VNFR0820-10PR930 *p. gorges frontals*
- VNTR045-11PR930 *p. micro filletage intérieur*
- Nuance métal dur PR930

- S16H-SVNR12N *standard round tool-holder, flats for clamping*
- VNBR0411-02PR930 *for internal turning*
- VNBTR0411-01PR930 *for back turning*
- VNGR0420-11PR930 *for micro internal grooving*
- VNFR0820-10PR930 *for face grooving*
- VNTR045-11PR930 *for micro threading*
- Carbide grade PR930



Bestellnummer/ no.commande Tip Bar Set 2: 374100.100 228.-CHF/Set

System-Tip-Bar-Set 3 , D=16mm Halter, nur zum Innendrehen. bestehend aus:

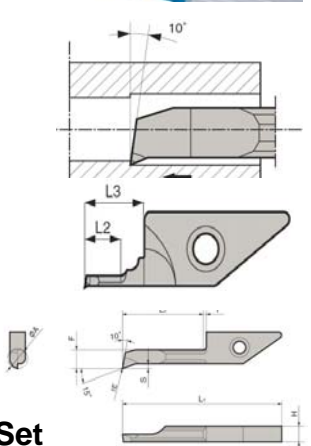
- Halter(16mm) S16H-SVNR12 N
- Ausdreheinsatz 1,0mm : VNBR0105-005S PR930
- Ausdreheinsatz 2,0mm : VNBR0206-02 PR930
- Ausdreheinsatz 3,0mm : VNBR0311-02 PR930
- Ausdreheinsatz 4,0mm : VNBR0411-02 PR930
- Ausdreheinsatz 5,0mm : VNBR0511-02 PR930

Système-Tip-Bar-Set 3 D=16mm porte outil, p. tournage intérieur existante de:

- Porte outil(16mm) S16H-SVNR12 N
- Barre 1,0mm : VNBR0105-005S PR930
- Barre 2,0mm : VNBR0206-02 PR930
- Barre 3,0mm : VNBR0311-02 PR930
- Barre 4,0mm : VNBR0411-02 PR930
- Barre 5,0mm : VNBR0511-02 PR930

System-Tip-Bar-Set 3 D=16mm tool holder, for internal turning, composed of:

- Bar holder(16mm) S16H-SVNR12 N
- Bar 1,0mm : VNBR0105-005S PR930
- Bar 2,0mm : VNBR0206-02 PR930
- Bar 3,0mm : VNBR0311-02 PR930
- Bar 4,0mm : VNBR0411-02 PR930
- Bar 5,0mm : VNBR0511-02 PR930



Bestellnummer/ no.commande Tip Bar Set 3: 374100.200 228.-CHF/Set

Empfohlenen Schnittdaten für VNB, VNB-NB, VNB

Vitesse de coupe et avances recommandées p. VNB, VNB-NB, VNB

Recommneded cutting conditions for VNB, VNB-NB, VNB

3.74160DrehenVNB_SW Material Werkstück matériel de la pièce Workpiece Material	Empfohlene Hartmetallsorten, nuances carbure recom.,recomm.insert grades (Schnittgeschwindigkeit, vitesse de coupe, cutting Speed: m/min)							VNB02 Type		VNB03 Type		VNB04 VNB04 Type		VNB05 VNB06 VNB07 Type VNB05		Remarks
	Cermet	PVD Coated Carbide		Carbide	CBN	PCD		ap	f	ap	f	ap	f	ap	f	
		TC60	PR915			PR930	KW10									
Kohlenstoff-Stähle, legierte Stähle/aciers de construction,aciers alliés/ carbon steel / alloy Steel	60~120	50~150	30~100					-0.3	-0.03	-0.4	-0.04	-0.45	-0.07	-0.5	-0.1	Kühlmittel lubrication
INOX-Stähle, aciers inoxydables,Stainless Steel	50~100	50~150	30~80					-0.3	-0.02	-0.4	-0.03	-0.45	-0.05	-0.5	-0.07	
Nichtmetallische Werkstoffe, matériel non métalliques,non-ferrous metals				~100		~300	~300	-0.3	-0.05	-0.4	-0.06	-0.45	-0.1	-0.5	-0.15	

é/appropriate